

FOR DISTRIBUTION

Transit Survey Results



FuturePAC

*Supporting Economic Development
in the Capital Region*

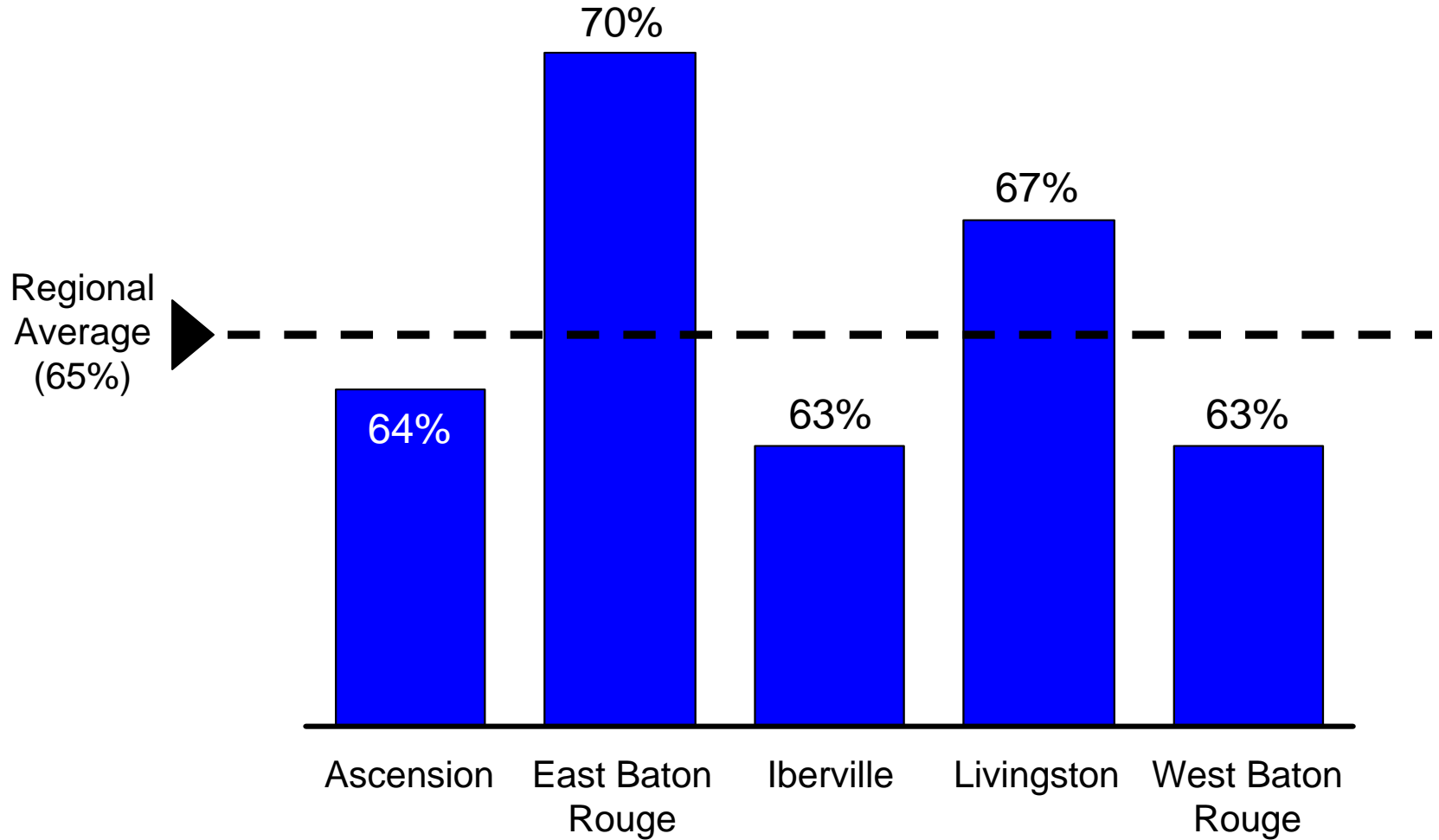
July 16, 2009

PURPOSE OF THE SURVEY ON TRANSIT AND TRANSPORTATION FUNDING ALTERNATIVES

- Goal: FuturePAC sought to gauge detailed public sentiment through an opinion survey on transportation alternatives, including the loop, mass transit (such as inter-city rail, light rail, bus service, and bus rapid transit)
- The survey was comprised of residents in a five-parish area (those to be affected by the proposed loop: Ascension, East Baton Rouge, Iberville, Livingston, and West Baton Rouge)
- It was conducted between April 1 and April 7, 2009
- 1,500 people participated in the survey, 300 per parish; it was a statistically accurate sample in each parish surveyed and for the five-parish region as a whole
- The poll represented balanced strata of income and gender

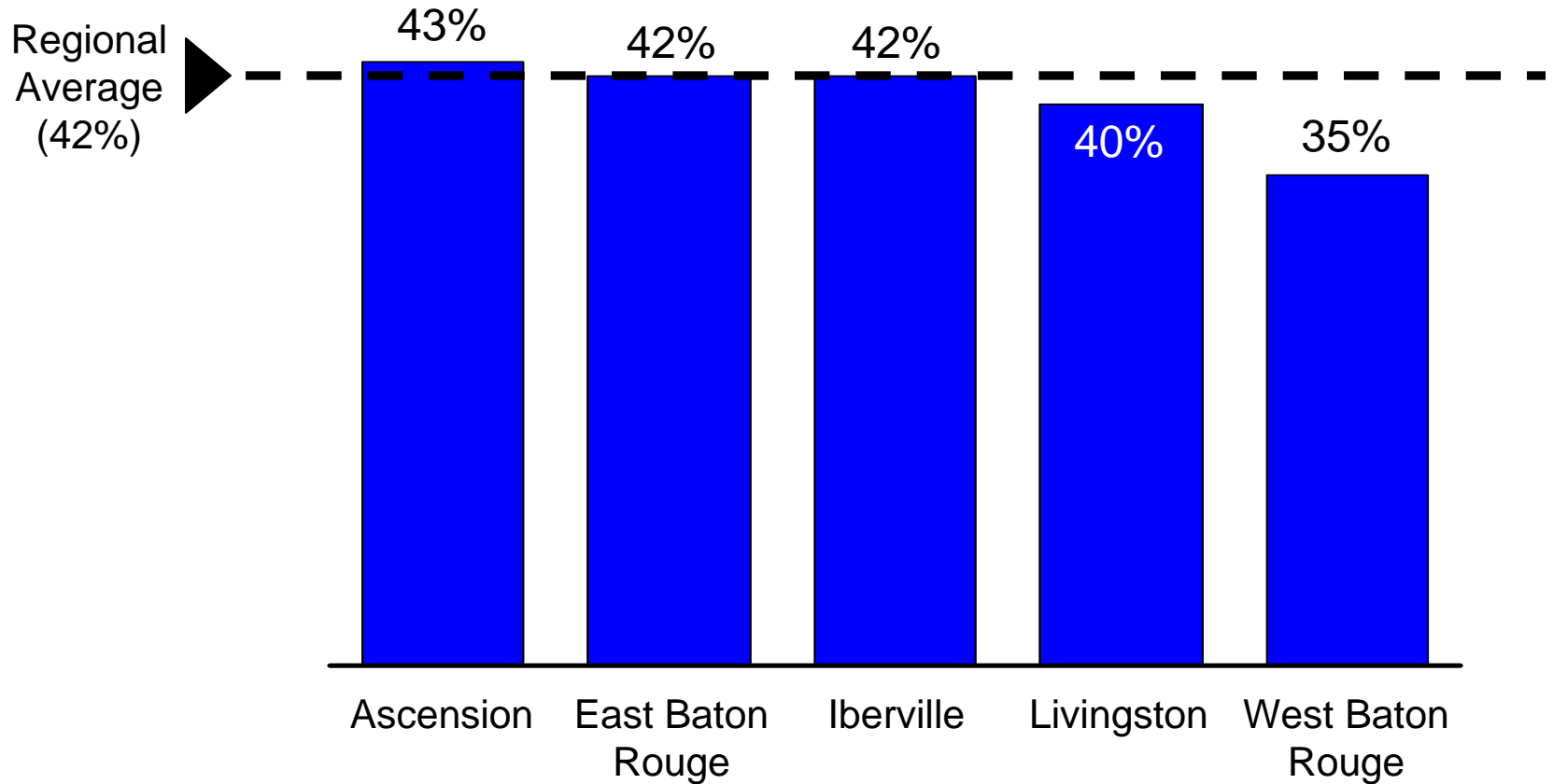
HOW LARGE IS THE NEED FOR AN IMPROVED TRANSIT SYSTEM IN THE BATON ROUGE AREA?

Response of good or great only



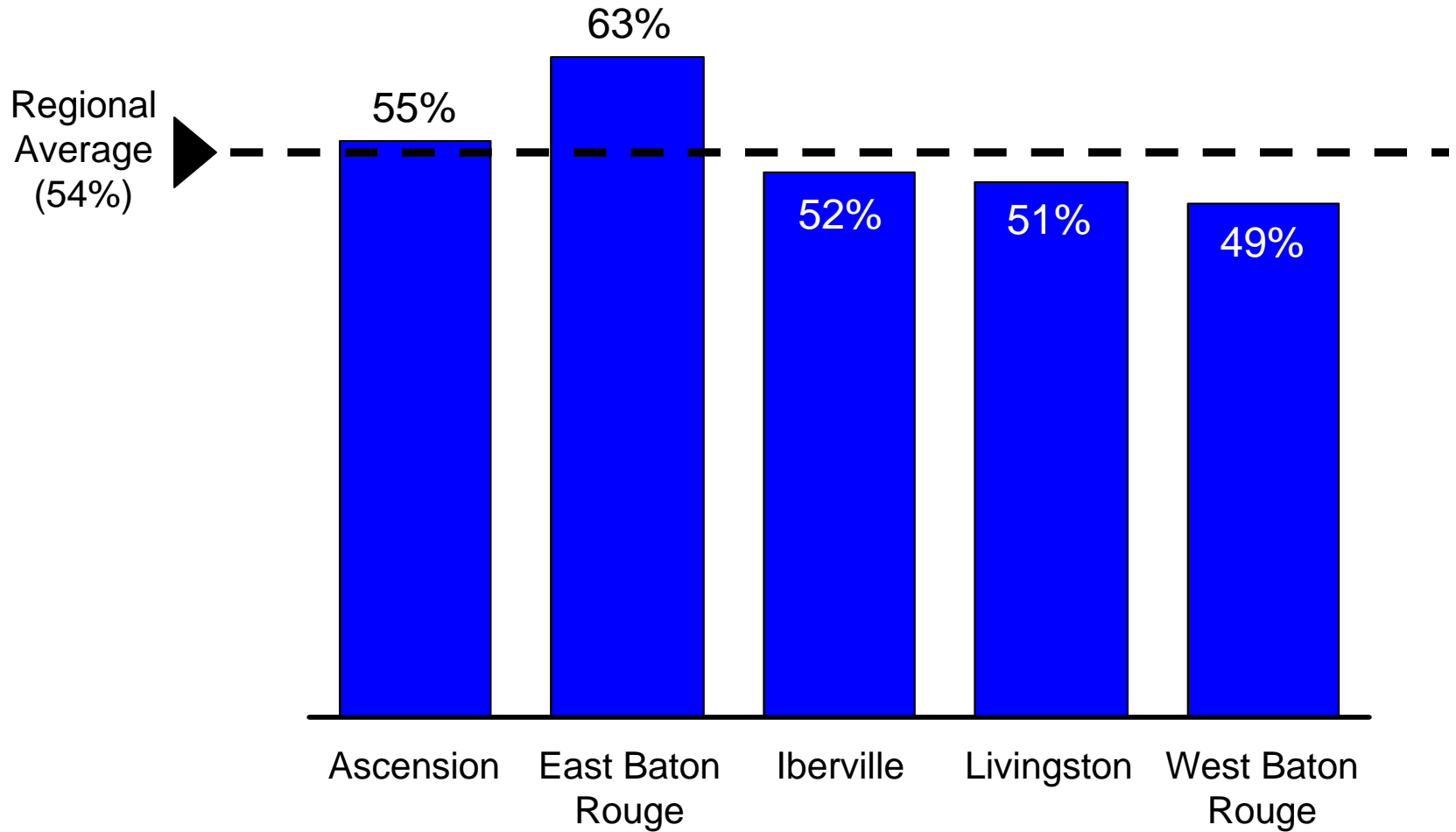
WHAT LEVEL OF SUPPORT IS THERE FOR A LIGHT-RAIL RAPID TRANSIT SYSTEM IN THE BATON ROUGE AREA?

Response of somewhat strongly or strongly only



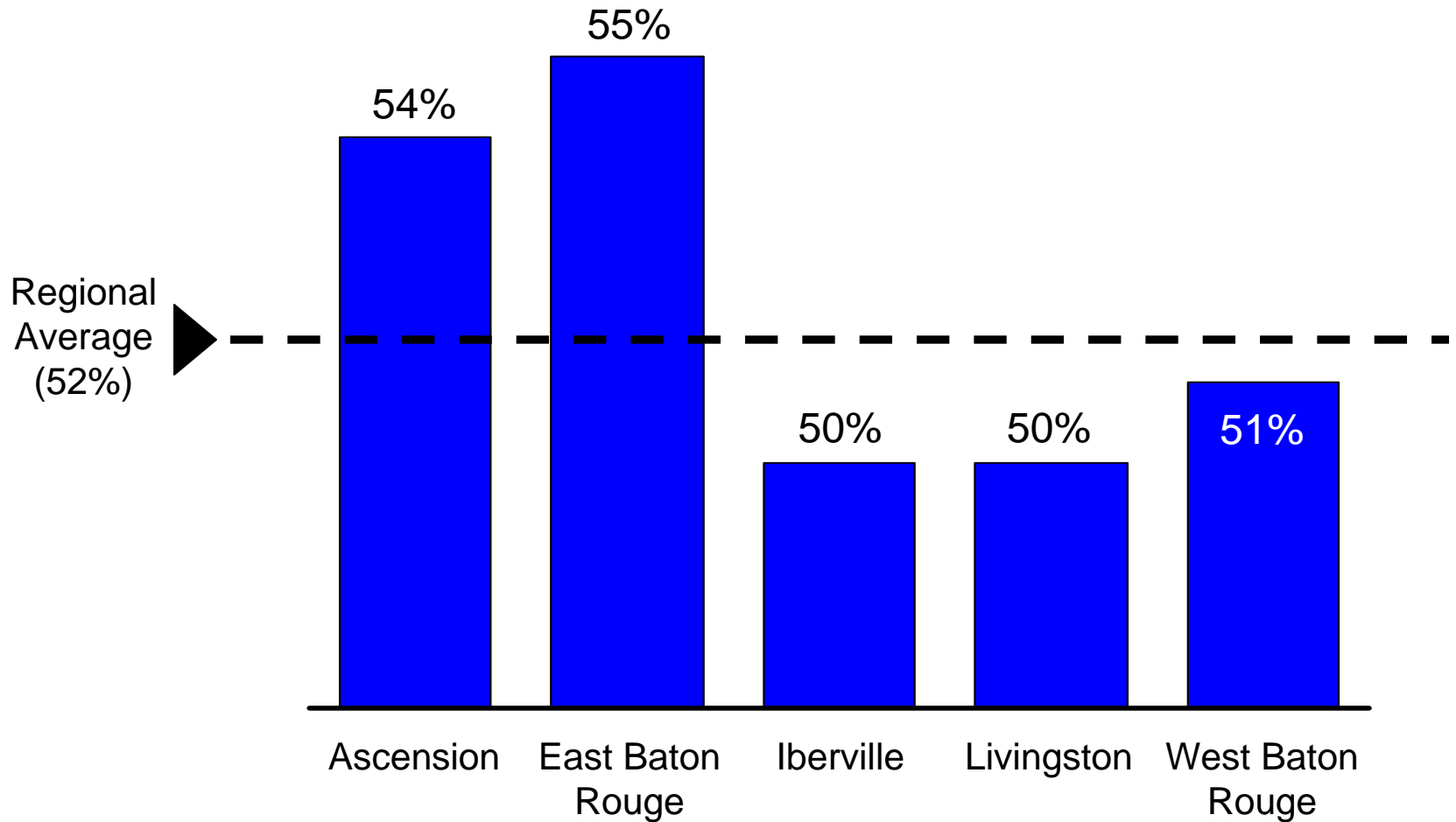
WOULD YOU LIKE TO SEE YOUR PARISH PURSUE A BUS RAPID TRANSIT PROGRAM?

Response of yes



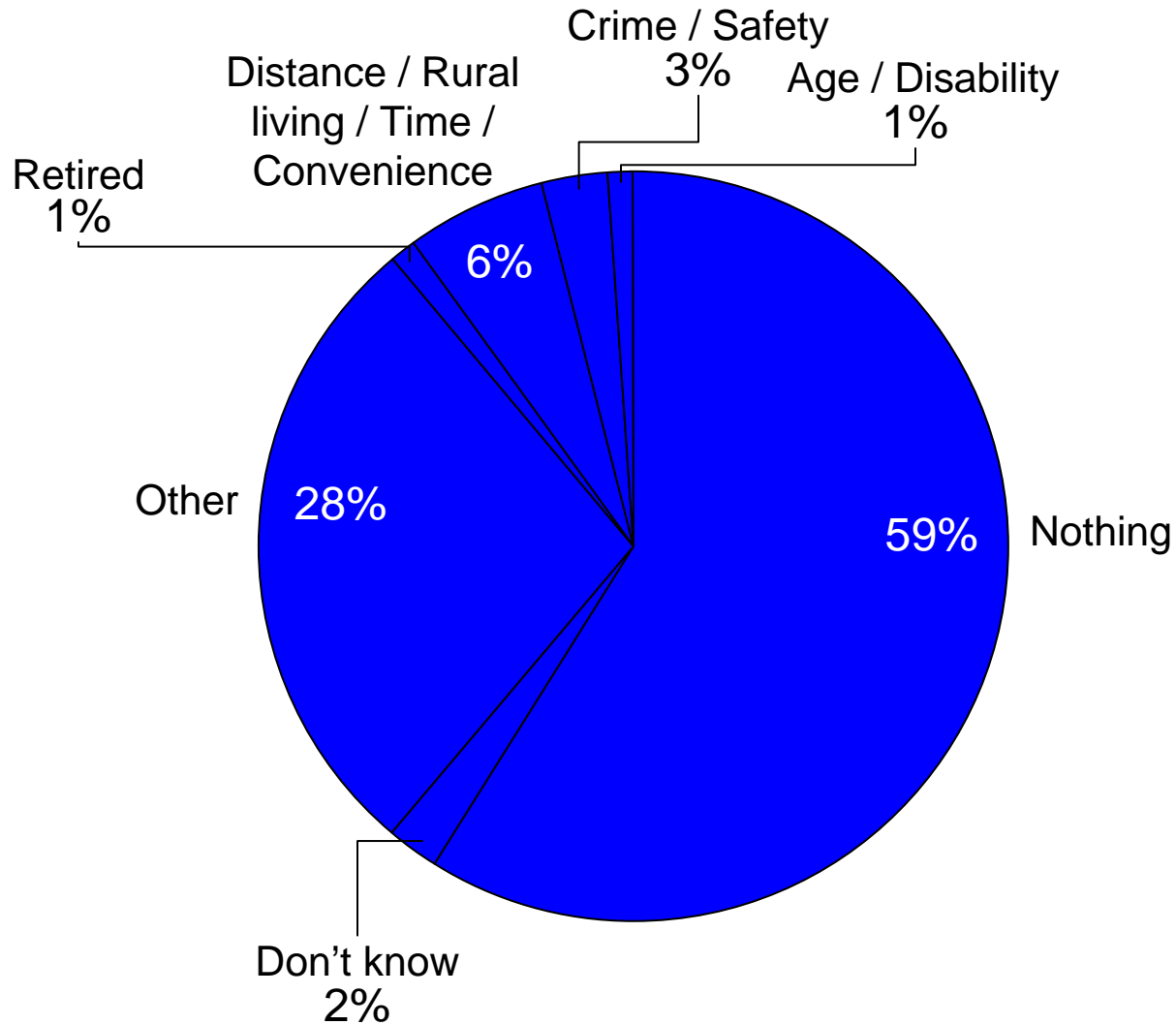
WOULD YOU USE RAPID TRANSIT IF IT WERE AVAILABLE?

Response of yes



IS THERE ANYTHING THAT WOULD CHANGE YOUR MIND ABOUT USING RAPID TRANSIT?

Response per category*



*Percentages may not equal 100% due to rounding

IS THERE ANYTHING THAT WOULD CHANGE YOUR MIND ABOUT USING RAPID TRANSIT?

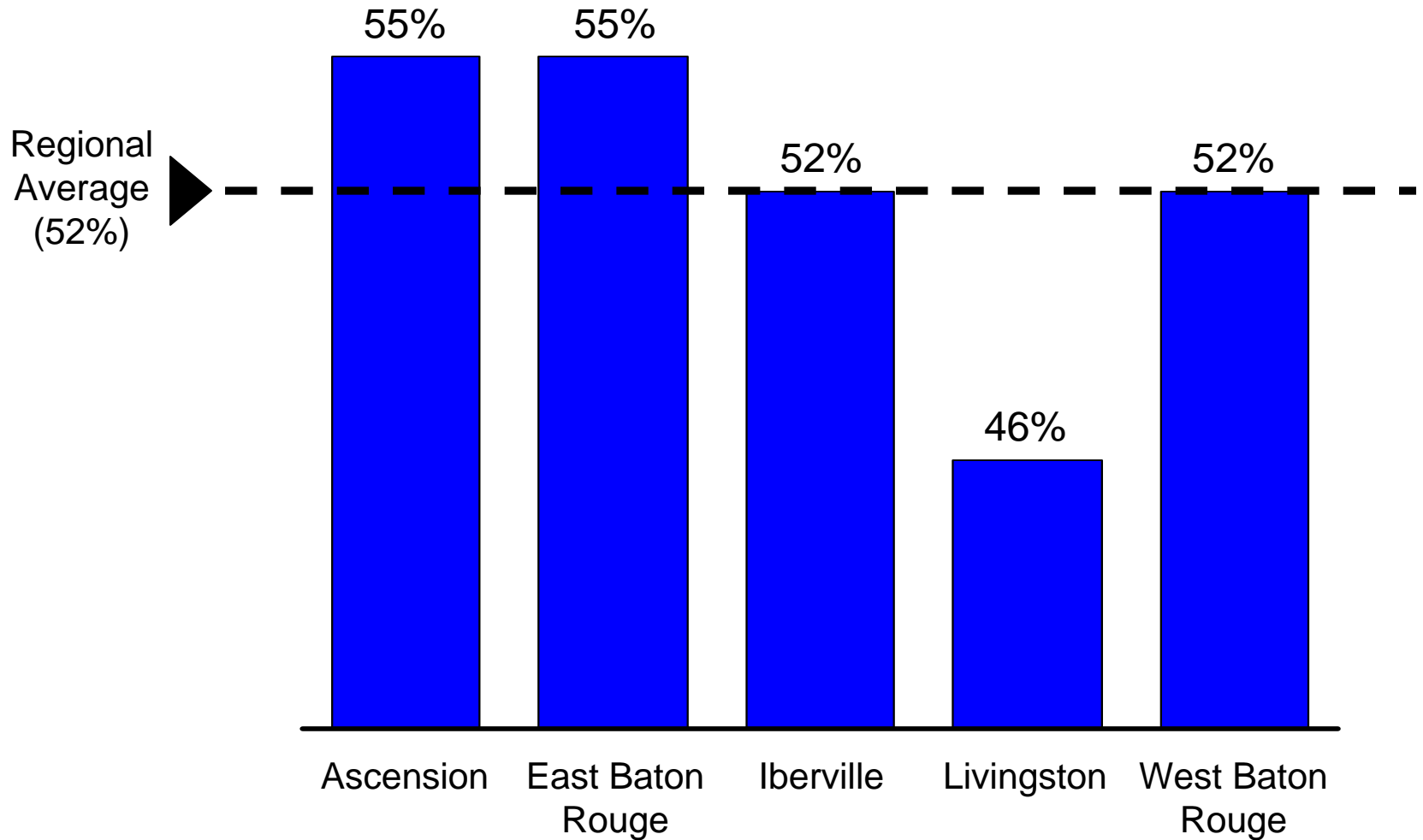
Response per category*

Response category	Ascension	East Baton Rouge	Iberville	Livingston	West Baton Rouge
Nothing	52%	64%	59%	59%	62%
Age / Disability	3%	0%	1%	0%	0%
Crime / Safety	3%	1%	3%	3%	6%
Distance / Rural living / Time / Convenience	8%	4%	7%	7%	6%
Retired	0%	2%	2%	2%	0%
Other	34%	25%	26%	29%	24%
Don't know	1%	4%	3%	0%	2%

*Percentages may not equal 100% due to rounding

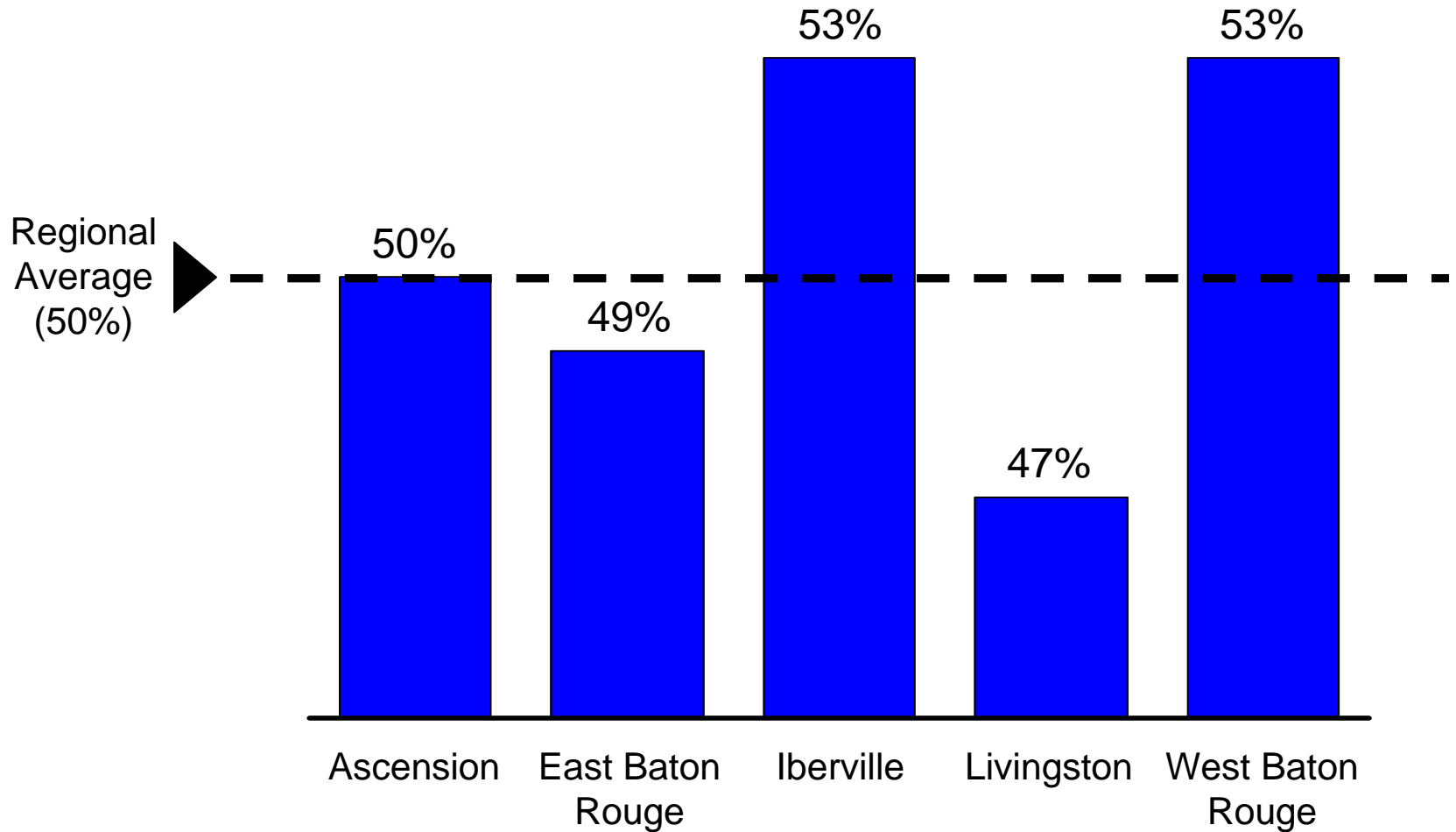
WHAT LEVEL OF SUPPORT IS THERE FOR THE CONCEPT OF A BATON ROUGE-TO-NEW ORLEANS COMMUTER TRAIN?

Response of somewhat strongly or strongly only



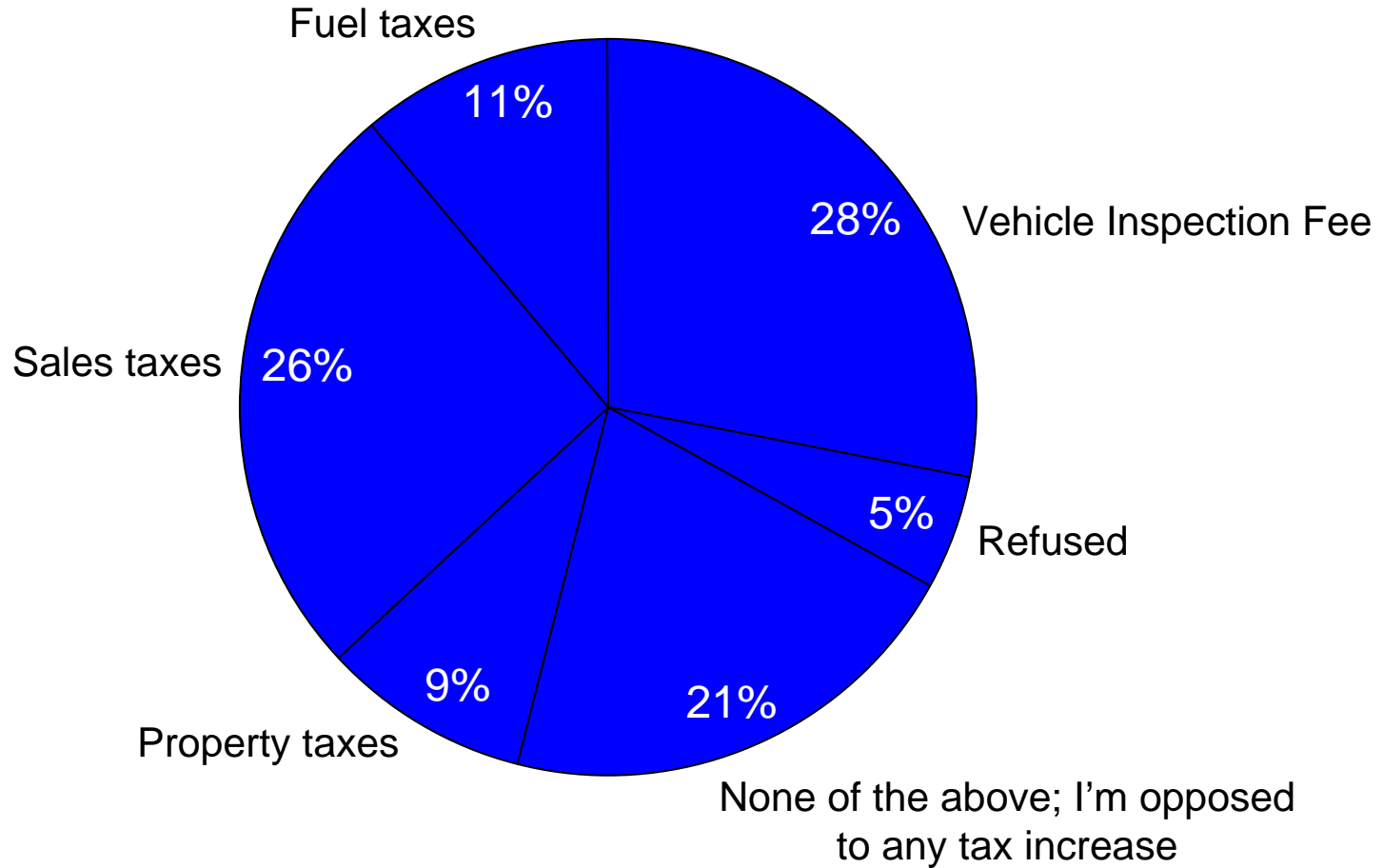
WOULD YOU BE WILLING TO PAY ADDITIONAL FEES OR TAXES FOR IMPROVED TRANSIT CHOICES?

Response of yes



WHICH OF THE FOLLOWING WOULD YOU MOST PREFER BE INCREASED TO HELP PAY FOR A RAPID TRANSIT SYSTEM?

Response per category*



*Percentages may not equal 100% due to rounding

WHICH OF THE FOLLOWING WOULD YOU MOST PREFER BE INCREASED TO HELP PAY FOR A RAPID TRANSIT SYSTEM?

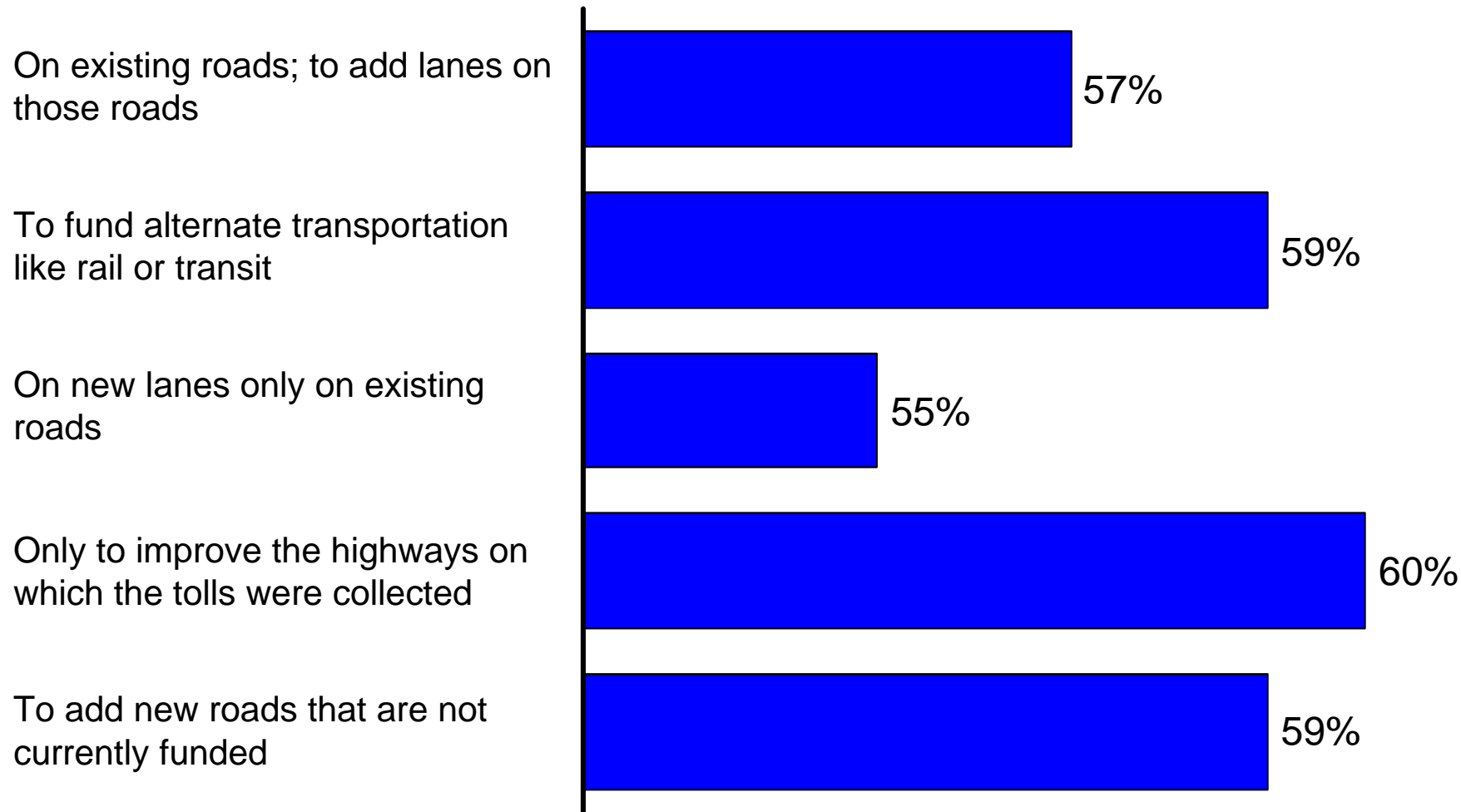
Response per category*

Response category	Ascension	East Baton Rouge	Iberville	Livingston	West Baton Rouge
Vehicle inspection fee	25%	31%	27%	29%	27%
Fuel taxes	7%	12%	12%	11%	13%
Sales taxes	29%	22%	32%	21%	27%
Property taxes	9%	11%	8%	7%	8%
None of the above. I'm opposed to any tax increase	24%	21%	16%	25%	21%
Refused	6%	3%	5%	7%	4%

*Percentages may not equal 100% due to rounding

WHAT LEVEL OF SUPPORT IS THERE FOR THE COLLECTION OF TOLLS FOR PARTICULAR SITUATIONS?

Response of somewhat strongly or strongly only



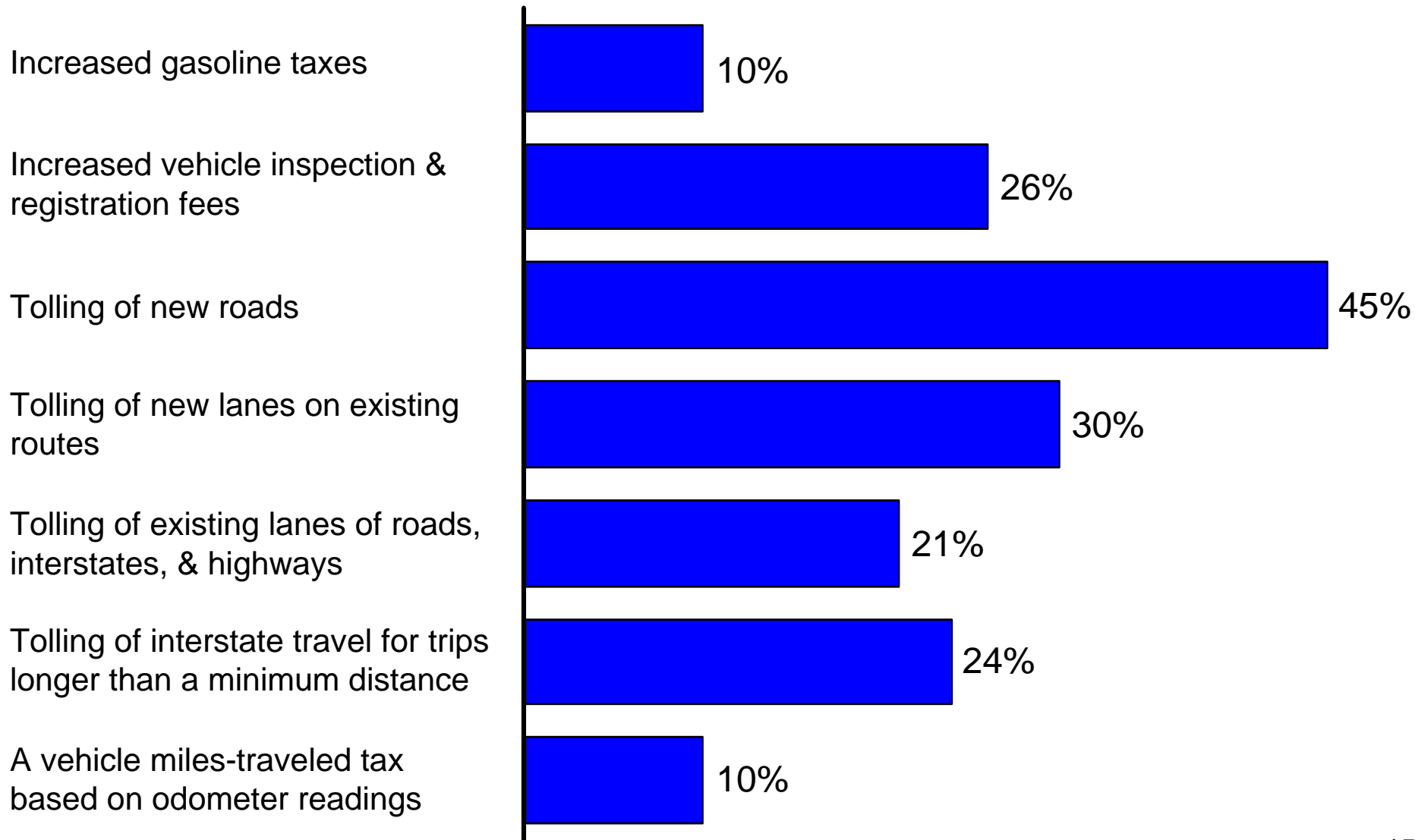
WHAT LEVEL OF SUPPORT IS THERE FOR THE COLLECTION OF TOLLS FOR PARTICULAR SITUATIONS?

Response of somewhat strongly or strongly only

Response category	Ascension	East Baton Rouge	Iberville	Livingston	West Baton Rouge
On existing roads to add lanes to those roads	54%	57%	59%	59%	54%
To fund alternate transportation like rail or transit	63%	62%	59%	55%	56%
On new lanes only on existing roads	49%	52%	60%	60%	55%
Only to improve the highways on which the tolls are collected	61%	59%	63%	59%	59%
To add new roads that are not currently funded	59%	64%	58%	57%	58%

WHAT LEVEL OF SUPPORT IS THERE FOR THESE SPECIFIC TRANSPORTATION FUNDING SOURCES?

Response of somewhat strongly or strongly only



WHAT LEVEL OF SUPPORT IS THERE FOR THESE SPECIFIC TRANSPORTATION FUNDING SOURCES?

Response of somewhat strongly or strongly only

Response category	Ascension	East Baton Rouge	Iberville	Livingston	West Baton Rouge
Increased gasoline taxes	7%	15%	9%	7%	11%
Increased vehicle inspection & registration fees	25%	29%	25%	22%	27%
Tolling of new roads	43%	44%	47%	43%	46%
Tolling of new lanes on existing routes	28%	26%	36%	31%	31%
Tolling of existing lanes of roads, interstates, & highways	21%	17%	24%	19%	25%
Tolling of interstate travel for trips longer than a minimum distance	24%	21%	29%	22%	26%
A vehicle miles-traveled tax based on odometer readings	10%	12%	11%	6%	11%

APPENDIX

SURVEY QUESTIONS (1 OF 2)

- In many mid- and large-sized metropolitan areas, transit provides an alternative to driving to work, sometimes even crossing county or parish lines as they go. On a 1 to 5 scale, where 1 means there's no need at all for an improved transit system for the Baton Rouge region and where 5 means there's a great need for an improved transit system for the Baton Rouge region, what number best represents your own personal feeling? You may use any number – 1, 2, 3, 4, or 5.
- Light-rail is a rapid transit system that uses electric rail cars operating mostly in private rights-of-way separated from other traffic but sometimes, if necessary, mixed with other traffic in city streets. Again using a 1 to 5 scale, where 1 means you do not support at all a light-rail rapid transit system for the Baton Rouge region and where 5 means you strongly support a light-rail rapid transit system for the Baton Rouge region, what number best represents your own personal feeling? You may use any number – 1, 2, 3, 4, or 5.
- Bus rapid transit is another transit option that operates either through bus lanes, rail, or other channels to combine the flexibility of buses with the efficiency of rail. By doing so, bus rapid transit operates at faster speeds, provides greater service reliability, and increased customer convenience. Would you like to see your parish pursue a bus rapid transit program?
- If you were able to use rapid transit to commute to and from work, or to get from one place to another in our area instead of driving your car, would you use it?
- Is there something that would change your mind about using rapid transit?
- Louisiana is considering the concept of a commuter train between Baton Rouge and New Orleans. Using a 1 to 5 scale, where 1 means you do not support at all the concept of a commuter train between Baton Rouge and New Orleans and where 5 means you strongly support the concept of a commuter train between Baton Rouge and New Orleans, what number best represents your own personal feeling? You may use any number – 1, 2, 3, 4, or 5.

SURVEY QUESTIONS (2 OF 2)

- If it better enabled you to commute, would you be willing to pay additional fees or taxes for improved transit choices?
- If you had to choose, which of the following would you most prefer be increased to help pay for a rapid transit system?
- The collection of tolls for using new roads is one option of funding our additional transportation needs. As I read several items, please tell me if you favor or oppose the use of tolls in that particular situation. Using a 1 to 5 scale, where 1 means you do strongly oppose the collection of tolls for that particular situation and where 5 means you strongly favor the collection of tolls for that particular situation, what number best represents your own personal feeling? You may use any number – 1, 2, 3, 4, or 5.
- I'm going to read you several methods of raising funds for transportation projects. As I read each one, please tell me how you feel about that funding source using a 1 to 5 scale, where 1 means you do not support at all that transportation funding source and where 5 means you strongly support that transportation funding source. You may use any number – 1, 2, 3, 4, or 5.